



District Report Card: 2017


State: Telangana	District: Kamareddy
Class: 3	Subject: Language
Schools: 61	Students: 848


Participation/Coverage


Students

 GENDER	Boys		Girls	
	Number	%	Number	%
	368	43.40	480	56.60

 AREA	Rural		Urban	
	Number	%	Number	%
	804	94.81	44	5.19

 CATEGORY	SC		ST		OBC		GEN	
	Number	%	Number	%	Number	%	Number	%
	182	21.46	135	15.92	454	53.54	77	9.08

 CWSN	LD	VI	HI	S&LD	ID	Oth
	1	0	2	7	3	7

 Management	Government		Government-aided	
	Number	%	Number	%
	825	97.29	23	2.71

Average Performance of Students in Language (%)

Overall	Gender		Area		Management		Social Group			
	Male	Female	Rural	Urban	Govt.	Aided	SC	ST	OBC	GEN
70.11	70.94	69.47	69.35	83.94	69.41	95.07	70.33	67.46	71.17	67.97

Performance on Learning Outcomes (LOs)

Learning Outcomes	Description	Average Performance(%)
L304	Reads small texts with comprehension i.e., identifies main ideas, details, sequence and draws conclusions	70.57
L312	Reads printed scripts on the classroom walls: poems, posters, charts etc.	69.20

Range of Performance of Students who Answered Correctly							
Below 30%		30% - 50%		50% - 75%		Above 75%	
Number	%	Number	%	Number	%	Number	%
42	4.95	112	13.21	298	35.14	396	46.70

Lowest Performing Learning Outcomes (LOs)

1 - Reads printed scripts on the classroom walls: poems, posters, charts etc. (69.20)

2 - Reads small texts with comprehension i.e., identifies main ideas, details, sequence and draws conclusions (70.57)